



# Newsletter

Melany Pemberton  
Executive Headteacher  
Hannah Crotty  
Head of School



20<sup>th</sup> December 2023

Our children and staff have had a wonderful end to our Autumn term, enjoying the fun and festivities. The Early Years, Key Stage 1 and Key Stage 2 Christmas productions were fantastic and much loved by all members of our audience - thank you for all of your kind wishes and positive messages of support. The children are an absolute credit to you all as their parents and carers, and we feel so lucky to have so much talent within Edna G. Olds Academy. Please do take a moment to watch and enjoy the children's showcases as they have been uploaded and added to each class Showbie account.

We were fortunate to be invited to Holy Trinity Church on Monday 18th December to attend the Christingle service. Thank you to those parents/carers who were able to join us. The children enjoyed learning about why Christingles are used in some Christian churches during the time of Advent. We wanted to say a huge thank you to Reverend Garreth Frank and Jen Deacon, who led Christingle making activities in school throughout the morning. We truly value learning about all religions and special celebrations throughout the year.

Wishing you all a very Merry Christmas and a Happy New Year from all at Edna G. Olds Academy. We look forward to seeing you back on Thursday 4<sup>th</sup> January 2024.



## Christmas Hamper Winner

We are pleased to announce that Yafet in Y6 won the hamper from the Christmas fair. 🎄 The combined cost was £72.13. Well done to Yafet, we do hope you enjoy all the lovely hamper items.



## Baking Club

Mrs Ichim will be starting a fantastic new baking club on a Thursday after school for all EYFS and Y1 children. The charge is £2.50 and ingredients will be provided. The new club will start January 11<sup>th</sup> 2024 and can be booked through the School Gateway App.

## Clubs Information

CLUB	DAY	TIME	TEACHER	KEY STAGE	COST	COLLECTION
Breakfast Club	Every Day	8:00 – 8:45am	Mrs Belim	Reception – Yr. 6	£2.50	Bring to Main Reception between 8am & 8:25am
Extended Learning	Every Day	3:15 – 5:50pm Mon-Thurs 3:15 – 4:15 pm Fri	Mrs Elliot Miss O'Donovan Mrs Sattar	Reception – Yr. 6	£7.00 Mon-Thurs £6.00 Sibling £3.00 Friday	KS2 Playground Gate Tel. 07824 602150
Football	Thursday	3:15 – 4:15 pm	Mr Spencer (Canoville Coaching)	Autumn 1 KS2 Autumn 2 KS1 Spring 1 KS2 Spring 2 KS1 Summer 1 KS2 Summer 2 KS1	£2.00	KS2 Playground
Multi Skills	Monday	3:15 – 4:15 pm	Miss Meyrick (Canoville Coaching)	Reception – Yr. 6	£2.00	KS2 Playground
Basketball	Tuesday	3:15 – 4:15 pm	Miss Meyrick (Canoville Coaching)	Reception – Yr. 6	£2.00	KS2 Playground
Dance	Tuesday	3:15 – 4pm	Mrs Speed	Autumn 1 KS2 Autumn 2 KS1 Spring 1 KS2 Spring 2 KS1 Summer 1 KS2 Summer 2 KS1	£1.50	Main Reception Gate
Drama	Thursday	3:15 – 4pm	Miss O'Kane	Reception – Yr. 6	£1.00	Main Reception Gate
French	Thursday	3:15 – 4pm	Miss Turner	Reception – Yr. 6	£1.00	Main Reception Gate
Choir	Thursday	3:15 – 4pm	Mrs Wright	Reception – Yr. 6	£1.00	Main Reception Gate
Baking	Thursday	3:15 – 4pm	Mrs Ichim	EYFS & Reception	£2.50	Main Reception Gate




## Design & Technology

Across school, we have been exploring textiles as part of our Design Technology learning this term. The children were tasked with designing a tabard for a health worker to wear. They had to ensure it was hygienic and appealing to the user. Each class designed their product and then practised the sewing skills needed as part of the process.



Early years learnt how to weave over and under. The children also used lacing boards to develop the skill of threading.

Year one learnt how to thread a needle and to complete a running stitch with large holed binka fabric.



Year two independently sewed onto a piece of fabric to develop their stitching skills and learnt how to cross stitch.





## Design & Technology



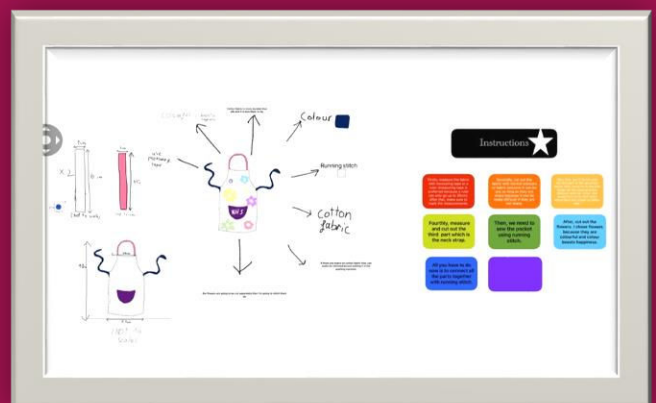
Year Three used fabric paints and buttons to design their own badge for the apron. They sewed this onto the prototype using their own choice of stitch.

Year Four further refined their stitches, learnt a blanket stitch and made a pocket to fit on the apron.



Year Five carefully thought about the user in the design process and learnt how to sew items together leaving a seam. They enjoyed deconstructing clothing and aprons to explore how they were joined together.

Year Six had a detailed design process. They used market research to look at products already being used. They thought about how the product would need to be mass-produced and how they could achieve this. They applied their previous knowledge on materials and stitches to choose the most suitable for the product.



## Keeping well this winter

Please find link below for Nottingham City care's latest health promotion newsletter 'Keeping Well in Winter' .

[FINAL Keeping Well in Winter newsletter 2023 for Primary School Parents.pdf](#)



## Pupil Premium

**FREE FUN AND FOOD THIS WINTER**

Is your child entitled to free school meals?  
Check out our Free Fun and Food offer over the holidays!

Holiday Activity Providers will be providing free activity and enrichment sessions along with lunches and snacks over the Christmas school holidays

**App.holidayactivities.com**

For more information, or if you need support with booking, call: 07977 853 946

SCAN ME TO BOOK

Department for Education

FREE Fun and Food

Nottingham City Council

## Sodexo Vouchers

Nottingham City Council have issued Sodexo vouchers to be used over the Christmas period. If you are entitled to Free School Meals and have not received an email with your voucher code, please contact the school office.

## Nottingham City Council

### Challenge Parent and Carers Newsletter

**December 2023** - We hope you find fun and affordable activities for the whole family to enjoy over the upcoming holidays - whether at home and by discovering new places. Click the

link for [\*the newsletter\*](#)

Many thanks for your continued support,

Mrs Melany Pemberton  
Executive Headteacher

Mrs Hannah Crotty  
Head of School