

Welcome to Year 1's Class Assembly

**We have been learning
About Everyday
Materials**

What Does Material Mean?

Everything around us is made from a material.

Objects might be made from...

wood

fabric

glass

plastic

clay

Objects are made from
different materials based on
their different properties



rubber




leather

Soft




fabric




wool



cotton



ice



plastic

Transparent




water




diamond




glass



paper



plastic



rubber

Flexible




fabric




leather



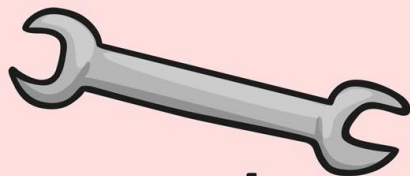
leaves




metal




wood



metal




plastic



stone

Hard



brick



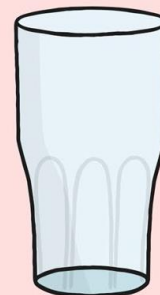
ceramic



ice



diamond



glass

**We can use
many precise words
to describe
a material's
properties**



Stretchy
Soft
Flexible
Waterproof



Hard
Transparent
Fragile
Waterproof



Taliia



Rumaisa

We can also group
materials based on
their
properties

You can group materials
in many ways
depending
on what property
you are looking at

2 materials can both be
Hard
but one can be strong,
the other
can be fragile

2 materials can both
be Soft,
one can be
waterproof
and the other
absorbent

We have also been
learning about the
British Artist
Andy Goldsworthy
who was born in
1956

Andy Goldsworthy
uses natural materials to
make sculptures. He uses
materials like stones, sand
and snow.

Andy Goldsworthy
likes to use natural materials
that sit directly in the
landscape. He uses water,
leaves, flowers, berries,
feathers and even dung!

Andy Goldsworthy
has won many awards and
is well known as one of the
most prominent modern
environmental artists

We looked at Andy Goldsworthy's art and how he uses natural materials, colour, pattern, shape, form and space to design sculptures.

**We designed spiral sculptures
using pebbles, stones and
twigs.**

**Our natural sculptures were
based on 2D shapes.**

We looked closely at natural objects such as leaves, pine cones to discuss shapes and texture.

We used our hands to feel the textures of the different materials used in our sculptures . We kept in mind the overall shapes we were creating. We learned about details and proportion

We have learnt about comparing and grouping a variety of everyday materials on the basis of their simple physical properties.

We have learnt about creating temporary art work using natural materials based on the artist Andy Goldsworthy

We hope you have enjoyed our
Assembly.
Thank you for coming!

We look forward to sharing
our learning with you next half
term!